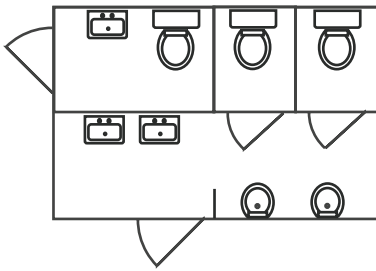


Mains Toilet Units & Septic Tanks

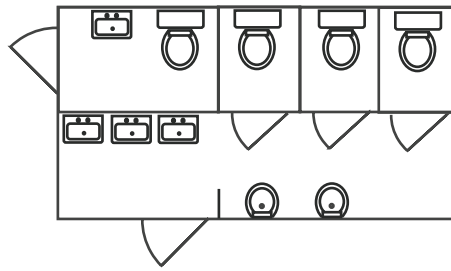


- Optional Water Feed Tank + Water Pump*
- Optional Septic Tank*
- Large HSE Compliant sinks c/w handwash*
- Full Anti Vandal Steel Specification*
- 2+1 Layout c/w Male/Female facilities*

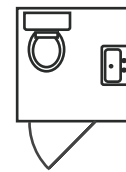
12'x8' 2+1 Toilet Block



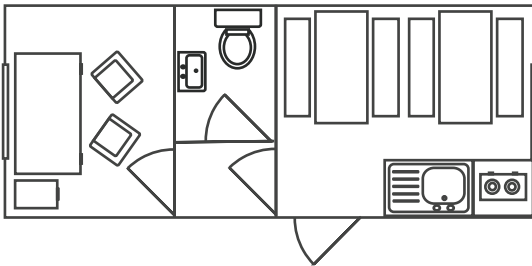
16'x8' 3+1 Toilet Block



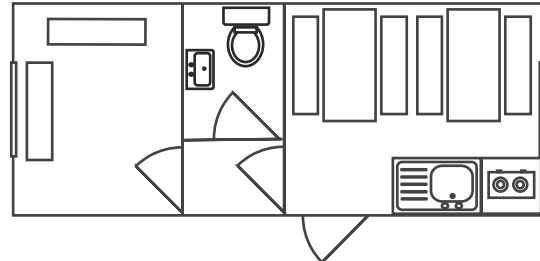
Single Mains Toilet




20'x8' Office / Canteen / Washroom/ Toilet



20'x8' Canteen / Drying Room / Washroom / Toilet



30'x9' Combination 2+1 Toilet and Storage Container



Service Toilets



- Recirculating Flush Chemical Toilet*
- Cold Water Handwash*
- Serviced Weekly*
- Ideal for sites with no mains drainage*
- Ideal combination with gas handwash unit*